

JAMORAMA CHORD BOOK

FINALLY, A PRACTICAL, USEFUL CHORD REFERENCE BOOK



Terms of Use

By purchasing Jamorama, the Ultimate Guitar Learning Kit, you agree to the following -

You will use Jamorama, Chordinator, Jayde Musica, Guitearit, Advanced Learning Techniques for Guitar, Guitar Tuner Pro, Jamorama Chord Book and other Rock Star Recipes Ltd products and services for your personal and private use only.

Jamorama, Chordinator, Jayde Musica, Guitearit, Advanced Learning Techniques for Guitar, Jamorama Chord Book and Guitar Tuner Pro remain the property of Rock Star Recipes Ltd, and may not be resold, repackaged or otherwise transferred.

Course and bonus product materials may not be duplicated or distributed in any way without expressed, written permission from Rock Star Recipes Ltd.

Rock Star Recipes Ltd, retains all rights to these products.

Copyright © 2004 Rock Star Recipes Ltd.

INTRODUCTION

The first thing I learnt on guitar was a chord, it was the G chord. I was very happy with my G chord and as soon as it sounded half musical I was desperate to learn more.

My mother was my first guitar teacher and her background in folk and gospel guitar provided a great foundation for me to learn from. Once I knew three chords she would show me which order to play them in and that was how I began to learn.

We had a few chord charts and music books lying around but I often became discouraged with them because the diagrams were awkward and they never offered any form of practical application. I just wanted to play guitar and I certainly didn't care about music theory back then.

This book not only teaches you all the common, practical and usable chord types you need to be a great guitarist, but also shows you progressions so you can apply each new chord straight away.

HOW TO MAKE THE MOST OF THIS BOOK

Every chord is displayed with three different variations to encourage you to explore different ways of playing chords. This is an important concept because moving from one chord to another can be really hard and sometimes all you need to do is change the way you form one of the chords.

The chords in this book are presented with clear diagrams and accompanying photos to help you visualize and grasp each new chord. The variations of each chord were chosen with ease and playability in mind so you can become more acquainted with your fret board faster. The better you know your way around the guitar, the better your guitar playing will become.

You can also click any of the chord names in the table of contents, and it will jump to the page for that chord and its variations. You can also jump to any chord from the bookmarks tab in this PDF.

PROGRESSIONS

You will notice at the bottom of each page there is a list of three different chord progressions. These have been included so you can use each new chord straight away. I encourage you to experiment with the different chord formations and find which shape is most appropriate to each progression. For example, if you are moving between E and B major, you may find it easier to play both from the seventh fret, as opposed to trying to rush from the seventh fret down to the second.

You will also notice that some of the progressions have been labeled with a suggested musical style. Of course, you can apply all sorts of progression to any style of music. However, musicians that play a particular style of music often use progressions that have, over time, become common to that specific genre.

Instead of dictating a rhythm to each progression I have intentionally left them bare so you can explore the different, musical possibilities. I encourage you to experiment with emphasis, tempo, groove and feel. If you are yet to learn these skills refer to your Jamorama course.

I hope you enjoy this book and on a final note the most important thing, I believe, is to enjoy the music you play. Learn as much as you can. Learn the "rules" so you can break them. Listen to as much music as you can find. Talk with other musicians; get involved in your local scene. If you only intend to learn a few chords and songs, so you can pull out the guitar at a party, then take those few chords and own them. Learn them through and through. The more you put into to music the more you will get out.

Contents – Click any chord name to jump to that page

MAJOR

A Major	5
A# Bb Major	6
B Major	7
C Major	8
C# Db Major	9
D Major	10
D# Eb Major	11
E Major	12
F Major	13
F# Gb Major	14
G Major	15
G# Ab Major	16

MINOR

A Minor	17
A# Bb Minor	18
B Minor	19
C Minor	20
C# Db Minor	21
D Minor	22
D# Eb Minor	23
E Minor	24
F Minor	25
F# Gb Minor	26
G Minor	27
G# Ab Minor	28

DOMINANT 7THS

A7	29
A# Bb7	30
B7	31
C7	32
C# Db7	33
D7	34
D# Eb7	35
E7	36
F7	37
F# Gb7	38
G7	39
G# Ab7	40

MINOR 7THS

Am7	41
A# Bbm7	42
Bm7	43
Cm7	44
C# Dbm7	45
Dm7	46
D# Ebm7	47
Em7	48
Fm7	49
F# Gbm7	50
Gm7	51
G# Abm7	52

MAJOR 7THS

Amaj7	53
A# Bbmaj7	54
Bmaj7	55
Cmaj7	56
C# Dbmaj7	57
Dmaj7	58
D# Ebmaj7	59
Emaj7	60
Fmaj7	61
F# Gbmaj7	62
Gmaj7	63
G# Abmaj7	64


SUSPENDED 4

Asus4	65
A# Bbsus4	66
Bsus4	67
Csus4	68
C# Dbsus4	69
Dsus4	70
D# Ebsus4	71
Esus4	72
Fsus4	73
F# Gbsus4	74
Gsus4	75
G# Absus4	76


A Major

[JUMP TO CONTENTS PAGE](#)


Variation 1



Variation 2



Variation 3



CHORD PROGRESSION SUGGESTIONS:

| A F G A | Rock

| E F#m G#m A Am E | Jazz

| A D E F#m | Reggae


A# Bb Major

[JUMP TO CONTENTS PAGE](#)

Variation 1



Variation 2



Variation 3



CHORD PROGRESSION SUGGESTIONS:

| Cm F Bb G7 | Jazz

| Bb C Db F Bb |

| F F7 Bb Bb7 F7 C7 F7 | Blues


B Major

[JUMP TO CONTENTS PAGE](#)

Variation 1



Variation 2



Variation 3



CHORD PROGRESSION SUGGESTIONS:

| Gmaj7 F#m7 B | Reggae


| B C# E F# | Country-esk

| B D F# B | Rock


C Major

[JUMP TO CONTENTS PAGE](#)


Variation 1



Variation 2



Variation 3



CHORD PROGRESSION SUGGESTIONS:

| G F Bb C | Rock
 | C D F G | Country style
 | C F G G | Reggae


C# Db Major

[JUMP TO CONTENTS PAGE](#)

Variation 1



Variation 2



Variation 3



CHORD PROGRESSION SUGGESTIONS:

| Db Bbm Ebm Ab7 | Blues style


| Db E F# A | Rock

| Ebm Ab Db Bbm | RnB


D Major

[JUMP TO CONTENTS PAGE](#)


Variation 1



Variation 2



Variation 3



CHORD PROGRESSION SUGGESTIONS:

| D G A D | Rock


| D G F#m A | RnB

| D Dmaj7 A G | Pop

D# Eb Major

[JUMP TO CONTENTS PAGE](#)

Variation 1



Variation 2



Variation 3



CHORD PROGRESSION SUGGESTIONS:

| Eb Bb Ab Bb | Rock n Roll


| Eb Fm Gm Ab |

| Eb Db B Db | Rock


E Major

[JUMP TO CONTENTS PAGE](#)


Variation 1



Variation 2



Variation 3



CHORD PROGRESSION SUGGESTIONS:

| E C D E | Rock


| E G D C | Pop Rock

| A B E A | Pop


F Major

[JUMP TO CONTENTS PAGE](#)


Variation 1



Variation 2



Variation 3



CHORD PROGRESSION SUGGESTIONS:

| F A7 Dm C |


| F G Bb C | Country

| F Am Bb C |


F# Gb Major

[JUMP TO CONTENTS PAGE](#)


Variation 1



Variation 2



Variation 3



CHORD PROGRESSION SUGGESTIONS:

| F# C# B Ebm | Rock


| F# Bbm B C# | Pop

| F# D F# D |


G Major

[JUMP TO CONTENTS PAGE](#)


Variation 1



Variation 2



Variation 3




CHORD PROGRESSION SUGGESTIONS:

| G D Bm C | Rock
 | G Am7 Bm7 C | Soul
 | G Em C D | Pop

G# Ab Major

[JUMP TO CONTENTS PAGE](#)


Variation 1



Variation 2



Variation 3



CHORD PROGRESSION SUGGESTIONS:

| G# E F# E |


| Dbmaj7 Cm Bbm G# | diatonic

| Fm G# C# C7 |


A Minor

[JUMP TO CONTENTS PAGE](#)


Variation 1



Variation 2



Variation 3



CHORD PROGRESSION SUGGESTIONS:

| Am Bb7 Am E7 | Transylvania boogie


| Am C Em G | Rock

| Am F G E7 | Rock

A# Bb Minor

[JUMP TO CONTENTS PAGE](#)

Variation 1



Variation 2



Variation 3




CHORD PROGRESSION SUGGESTIONS:

| Bbm Eb Ab F | Rock
| Bb Ebm7 Gb Ab | Reggae
| Bbm Ab Db Eb | Rock


B Minor

[JUMP TO CONTENTS PAGE](#)


Variation 1



Variation 2



Variation 3




CHORD PROGRESSION SUGGESTIONS:

| G7 F#7 Bm | Blues
 | F#m Bm G#7 C#7 | Gypsy guitar
 | Bm F# A E | Rock


C Minor

[JUMP TO CONTENTS PAGE](#)

Variation 1



Variation 2



Variation 3



CHORD PROGRESSION SUGGESTIONS:

| Cm Ab7 G | Reggae


| Cm G Ab Eb | Rock

| Cm Ab Bb | Rock

C# Db Minor

[JUMP TO CONTENTS PAGE](#)


Variation 1



Variation 2



Variation 3



CHORD PROGRESSION SUGGESTIONS:

| C#m F#m G# | Reggae


| Ab Ab7 Db Dbm Cm Bbm Ab | Country

| C#m Dmaj7 C#m Ab7 | Pop


D Minor

[JUMP TO CONTENTS PAGE](#)


Variation 1



Variation 2



Variation 3




CHORD PROGRESSION SUGGESTIONS:

| Dm Gm C7 Dm | Jazz
 | Dm Em Fmaj7 Em | Groove
 | Fmaj7 Bb A7 Dm | Rock


D# Eb Minor

[JUMP TO CONTENTS PAGE](#)


Variation 1



Variation 2



Variation 3



CHORD PROGRESSION SUGGESTIONS:

| Ebm Bb B Db | Rock

| D#m E F#7 B | Pop

| Ebm Ebm Abm Db | Reggae

E Minor

[JUMP TO CONTENTS PAGE](#)


Variation 1



Variation 2



Variation 3



CHORD PROGRESSION SUGGESTIONS:

| Em G C D | Rock
 | G Em C D | Soul
 | Em A Am D7 | Rock


F Minor

[JUMP TO CONTENTS PAGE](#)


Variation 1



Variation 2



Variation 3



CHORD PROGRESSION SUGGESTIONS:

| Fm Dm Fm Dm Bb C F | Rock

| Abmaj7 C7 Fm Eb7 | Soul

| Fm Ab Eb Db | Rock


F# Gb Minor

[JUMP TO CONTENTS PAGE](#)


Variation 1



Variation 2



Variation 3



CHORD PROGRESSION SUGGESTIONS:

| F#m A B A | RnB


| Bm C#7 Bm C#7 F#m | Blues

| F#m C# B A | Rock n Roll


G Minor

[JUMP TO CONTENTS PAGE](#)

Variation 1



Variation 2



Variation 3



CHORD PROGRESSION SUGGESTIONS:

| Gm F C F | Soul

| Bb7 Abmaj7 Gm Abmaj7 | 70's pop

| Gm Cm F Bb | Rock


G# Ab Minor

[JUMP TO CONTENTS PAGE](#)


Variation 1



Variation 2



Variation 3



CHORD PROGRESSION SUGGESTIONS:

| E F#m G#m F#m | Diatonic pop sound

| F# G#m C# B | Reggae

| Abm Bb Ebm Eb7 | RnB


A7

[JUMP TO CONTENTS PAGE](#)

Variation 1



Variation 2



Variation 3



CHORD PROGRESSION SUGGESTIONS:

| A7 Bm7 C#m7 D |


| A7 D7 A7 E7 |

| A7 F#7 F7 E7 |


A# Bb7

[JUMP TO CONTENTS PAGE](#)

Variation 1



Variation 2



Variation 3



CHORD PROGRESSION SUGGESTIONS:

| Bb7 Ab7 | Reggae


| Bb7 Gb7 Ab7 | Rock

| Fm7 Gm7 Ab Bb7 | RnB


B7

[JUMP TO CONTENTS PAGE](#)

Variation 1



Variation 2



Variation 3



CHORD PROGRESSION SUGGESTIONS:

| Cm7 B7 Bbmaj7 | Jazz


| C# F# B7 C# | Rock

| Am7 B7 F#m D#m7 | Groove


C7

[JUMP TO CONTENTS PAGE](#)


Variation 1



Variation 2



Variation 3



CHORD PROGRESSION SUGGESTIONS:

| C7 F7 C#7 C7 | Jazz blues


| Gm7 C7 Gm7 C7 Am7 D7 Am7 D7 | Latin

| C7 Ab7 G7 C7 Fm7 Bb7 Ebmaj7 | Jazz


C# Db7

[JUMP TO CONTENTS PAGE](#)


Variation 1



Variation 2



Variation 3



CHORD PROGRESSION SUGGESTIONS:

| C#7 E7 Eb7 D7 | Blues turn around


| C#7 B F#7 | Rock

| C#7 B7 A7 Ab7 |

D7

[JUMP TO CONTENTS PAGE](#)


Variation 1



Variation 2



Variation 3



CHORD PROGRESSION SUGGESTIONS:

| Am7 D7 Gmaj7 E7 | Jazz


| C D7 F G | Country

| D7 F7 G7 D7 | Funky


D# Eb7

[JUMP TO CONTENTS PAGE](#)


Variation 1



Variation 2



Variation 3



CHORD PROGRESSION SUGGESTIONS:

| Ab Bb7 Eb7 C7 |


| Eb7 Bb7 Eb7 Ab7 Eb7 Bb7 Eb7 | Blues/ rock

| Eb7 Db Gb Ab7 |


E7

[JUMP TO CONTENTS PAGE](#)


Variation 1



Variation 2



Variation 3



CHORD PROGRESSION SUGGESTIONS:

| A D E7 |


| Am G F E7 | Classical/rock/Spanish

| E7 Am G Fmaj7 | Rock

F7

[JUMP TO CONTENTS PAGE](#)

Variation 1



Variation 2



Variation 3



CHORD PROGRESSION SUGGESTIONS:

| F7 D7 G7 C7 | Blues

| G7 Cm7 F7 Bbmaj7 | Jazz

| F7 Eb7 Bb7 C7 | Blues


F# Gb7

[JUMP TO CONTENTS PAGE](#)


Variation 1



Variation 2



Variation 3



CHORD PROGRESSION SUGGESTIONS:

| Gmaj7 F#7 Bmaj7 | Groove

| G#m7 C#7 F#7 D#7 | Blues

| F#7 G7 F# G7 C7 D7 F#7 | Funky


G7

[JUMP TO CONTENTS PAGE](#)

Variation 1



Variation 2



Variation 3



CHORD PROGRESSION SUGGESTIONS:

| C C7 F C G7 C | Country


| Fmaj7 G7 Am | Rock

| G7 Gb7 Bm | Reggae


G# Ab7

[JUMP TO CONTENTS PAGE](#)


Variation 1



Variation 2



Variation 3



CHORD PROGRESSION SUGGESTIONS:

| Ab7 B7 Bb7 Eb7 | Blues turn around

| Eb7 Db7 Ab7 D7 | Blues finale

| Ab7 Gb7 B Db | Rock


Am7

[JUMP TO CONTENTS PAGE](#)

Variation 1



Variation 2



Variation 3



CHORD PROGRESSION SUGGESTIONS:

| Bm Bb7 Am7 Ab7 Gmaj7 | Jazz


| Abm7 Db7 Bbm7 Am7 Abm Db7 Gbmaj7 | Jazz

| Am7 E7 Fmaj7 E7 | Bossa or groove


A# Bbm7

[JUMP TO CONTENTS PAGE](#)

Variation 1



Variation 2



Variation 3



CHORD PROGRESSION SUGGESTIONS:

| Bbm7 Eb7 Gb Ab | reggae
| Gbmaj7 Fm7 Ebm7 Bbm7 |
| Bbsus Bbm7 Gb7 F7 | in ¾ folk style

Bm7

[JUMP TO CONTENTS PAGE](#)

Variation 1



Variation 2



Variation 3




CHORD PROGRESSION SUGGESTIONS:

- | Bm7 G D Dsus | Rock
- | Bm7 D G A | Rock
- | Bm7 Asus G Asus | down beat Rock


Cm7

[JUMP TO CONTENTS PAGE](#)

Variation 1



Variation 2



Variation 3



CHORD PROGRESSION SUGGESTIONS:

| Cm7 Ebmaj7 Ab7 Db7 | Groove


| D7 Db7 Cm7 | Jazz turnaround

| Cm7 Ab Cm7 G7 | Reggae


C# Dbm7

[JUMP TO CONTENTS PAGE](#)


Variation 1



Variation 2



Variation 3



CHORD PROGRESSION SUGGESTIONS:

| C#m7 D#m7 Em7 F#m7 | Groove


| C#m7 G# F# E | Reggae

| C#m7 D#m7 E G#7 | Groove

Dm7

[JUMP TO CONTENTS PAGE](#)


Variation 1



Variation 2



Variation 3



CHORD PROGRESSION SUGGESTIONS:

| Dm7 G7 Cm7 F7 | Jazz


| F Em Dm7 C | RnB

| Dm7 Cm7 Gm | Blues


D# Ebm7

[JUMP TO CONTENTS PAGE](#)


Variation 1



Variation 2



Variation 3



CHORD PROGRESSION SUGGESTIONS:

| Db Ebm7 B Gb | Slow rock

| Ebm7 Db B Db | Slow rock

| Ebm7 Ab Gb Bbm | Rock


Em7

[JUMP TO CONTENTS PAGE](#)


Variation 1



Variation 2



Variation 3



CHORD PROGRESSION SUGGESTIONS:

| Em7 C D G | Pop

| F Em7 Am7 G | Rock

| G Em7 Bm7 D | Rock

Fm7

[JUMP TO CONTENTS PAGE](#)

Variation 1



Variation 2



Variation 3



CHORD PROGRESSION SUGGESTIONS:

| Fm Fm7 Bbsus Bb7 | Latin
 | Fm7 Bb Ab Db | Straight up Rock
 | Csus C7 Fm7 Ab | Rock


F# Gbm7

[JUMP TO CONTENTS PAGE](#)


Variation 1



Variation 2



Variation 3



CHORD PROGRESSION SUGGESTIONS:

| B A F#m7 | Vintage Rock
 | F#m7 B7 Fmaj7 Emaj7 | Jazz
 | F#m7 G#m7 A B | Rock]

Gm7

[JUMP TO CONTENTS PAGE](#)

Variation 1



Variation 2



Variation 3



CHORD PROGRESSION SUGGESTIONS:

| Gm7 Abmaj7 Cm | Groove

| Gm7 F Cm Gm7 | Reggae

| Gm7 F Gm7 Bb | Rock


G# Abm7

[JUMP TO CONTENTS PAGE](#)


Variation 1



Variation 2



Variation 3



CHORD PROGRESSION SUGGESTIONS:

| G#m7 Bmaj7 Emaj7 Eb7 | Jazz Bossa


| Ebm7 Abm7 Db Bb7 | RnB

| Bmaj7 A#m7 G#m7 C# | Soul


Amaj7

[JUMP TO CONTENTS PAGE](#)


Variation 1



Variation 2



Variation 3




CHORD PROGRESSION SUGGESTIONS:

| Amaj7 C#m7 Dmaj7 Bm7 | Pop
 | Amaj7 Ab7 Amaj7 Ab7 | Groove
 | C#m7 Amaj7 B7 C#m7 |


A# Bbmaj7

[JUMP TO CONTENTS PAGE](#)


Variation 1



Variation 2



Variation 3



CHORD PROGRESSION SUGGESTIONS:

| Bbmaj7 Dbmaj7 Abmaj7 Bbmaj7 | Roots


| Gbmaj7 Ab7 Bbmaj7 | RnB

| Fm7 Bbmaj7 Fm7 Bbmaj7 Fm7 Bb7 Ebmaj7 | Slow Jam

Bmaj7

[JUMP TO CONTENTS PAGE](#)

Variation 1



Variation 2



Variation 3



CHORD PROGRESSION SUGGESTIONS:

| Bmaj7 C#m7 D#min7 E |


| Bmaj7 D7 Gmaj7 Eb7 Abmaj7 | Jazz

| Bmaj7 E Bmaj7 F#7 |


Cmaj7

[JUMP TO CONTENTS PAGE](#)


Variation 1



Variation 2



Variation 3




CHORD PROGRESSION SUGGESTIONS:

| Cmaj7 B7 Em G7 | Rock
| Fmaj7 Em Dm Cmaj7 | Pop
| Dm7 G7 Cmaj7 A7 | Jazz


C# Dbmaj7

[JUMP TO CONTENTS PAGE](#)


Variation 1



Variation 2



Variation 3



CHORD PROGRESSION SUGGESTIONS:

| C#maj7 F# Bmaj7 E | Jazz
| Bbm Eb7 Ebm7 Ab7 Dbmaj7 | Jazz
| Db Dbmaj7 Db7 Ab Bb Db |


Dmaj7

[JUMP TO CONTENTS PAGE](#)


Variation 1



Variation 2



Variation 3



CHORD PROGRESSION SUGGESTIONS:

| Ebm7 Ab7 Dmaj7 Dbmaj7 | Jazz
| Dmaj7 Fmaj7 Cmaj7 Ebmaj7 | Electronica
| Bm C#m Dmaj7 | Groove


D# Ebmaj7

[JUMP TO CONTENTS PAGE](#)

Variation 1



Variation 2



Variation 3



CHORD PROGRESSION SUGGESTIONS:

| Ebmaj7 G7 Cm Bbm Ab Bb Ebmaj7 | Rock


| Ebmaj7 Dm7 Ebmaj7 Dm7 | Old pop

| Cm7 Dm7 Ebmaj7 Dbmaj7 Ab | Slow jam


Emaj7

[JUMP TO CONTENTS PAGE](#)


Variation 1



Variation 2



Variation 3



CHORD PROGRESSION SUGGESTIONS:

| Emaj7 Eb7 Abmaj7 | jazz \groove


| Emaj7 F#m7 G#m7 C#7 F#m7 B7 Emaj7 | Jazz

| Emaj7 Dmaj7 C#m7 Dmaj7 | Slow jam RnB


Fmaj7

[JUMP TO CONTENTS PAGE](#)


Variation 1



Variation 2



Variation 3




CHORD PROGRESSION SUGGESTIONS:

| Am7 Gm7 F#maj7 Fmaj7 |
| Fmaj7 G7 Gm7 Bb C F | Countryesk
| Fmaj7 F7 Bb7 Eb7 Fmaj7 | Jazzy


F# Gbmaj7

[JUMP TO CONTENTS PAGE](#)


Variation 1



Variation 2



Variation 3



CHORD PROGRESSION SUGGESTIONS:

| F#maj7 Fmin7 Bbm7 Db7 |
| F#maj7 Bbm7 F#maj7 Bbm7 |
| F#maj7 Gmaj7 F#maj7 Amaj7 |


Gmaj7

[JUMP TO CONTENTS PAGE](#)


Variation 1



Variation 2



Variation 3



CHORD PROGRESSION SUGGESTIONS:

| Bm7 Bb7 Am7 D7 Gmaj7 | Jazz


| Gmaj7 Em C Bm7 | RnB

| Gmaj7 C A7 D7 | Bossa nova


G# Abmaj7

[JUMP TO CONTENTS PAGE](#)

Variation 1



Variation 2



Variation 3



CHORD PROGRESSION SUGGESTIONS:

| Fm7 Gm7 Abmaj7 Bb7 Cm7 | Groove


| Abmaj7 Gm7 Abmaj7 Gm Abmaj7 Gm Fm7 Ebmaj7 | Late 70's pop

| Abmaj7 Bbm7 Fm7 | ¾


Asus4

[JUMP TO CONTENTS PAGE](#)


Variation 1



Variation 2



Variation 3




CHORD PROGRESSION SUGGESTIONS:

- | Asus Am7 Dsus Dm7| Rock
- | Asus A G F| Rock
- | Asus Bsus Csus Dsus| Drum and bass


A# Bbsus4

[JUMP TO CONTENTS PAGE](#)


Variation 1



Variation 2



Variation 3




CHORD PROGRESSION SUGGESTIONS:

| F G# Bbsus Bb | rock n roll
| Bbsus Bb Absus Ab Gbsus Gb | Rock
| Bbsus Bb Dbsus Db Absus Ab Fsus F | rock


Bsus4

[JUMP TO CONTENTS PAGE](#)

Variation 1



Variation 2



Variation 3



CHORD PROGRESSION SUGGESTIONS:

| Bsus Bm7 Gmaj7 F#7 | try this in ¾ slow rock

| Bsus C#m7 A E | rock

| Bsus B E C | Rocking out

Csus4

[JUMP TO CONTENTS PAGE](#)

Variation 1



Variation 2



Variation 3



CHORD PROGRESSION SUGGESTIONS:

| Csus C F G | Rock


| Gm7 Csus Fmaj7 D7 | Jazz

| Csus Ebsus Csus Ebsus | Groove

C# Dbsus4

[JUMP TO CONTENTS PAGE](#)


Variation 1



Variation 2



Variation 3



CHORD PROGRESSION SUGGESTIONS:

| Dbsus Db Bsus B Bbsus Bbsus Bb Bb | Rock


| C#sus C#7 F#maj7 | Jazz

| C#sus C# F#sus F# | Rock


Dsus4

[JUMP TO CONTENTS PAGE](#)


Variation 1



Variation 2



Variation 3



CHORD PROGRESSION SUGGESTIONS:

| A7 A7 Dsus D | Blues
 | Dsus D C Bb | Rock
 | Dsus C Dsus Fmaj7 | rock

D# Ebsus4

[JUMP TO CONTENTS PAGE](#)


Variation 1



Variation 2



Variation 3



CHORD PROGRESSION SUGGESTIONS:

| Bbsus Ebsus Absus Dbsus | Groove

| Ebsus Dbsus Gb Ab | Rock

| Ebsus F#sus Ebsus Dbsus | Rock


Esus4

[JUMP TO CONTENTS PAGE](#)


Variation 1



Variation 2



Variation 3



CHORD PROGRESSION SUGGESTIONS:

| E E7 Esus A | Rock


| E Esus F#m7 B | Folk

| Bm7 Esus G F#7 | R n B

Fsus4

[JUMP TO CONTENTS PAGE](#)


Variation 1



Variation 2



Variation 3



CHORD PROGRESSION SUGGESTIONS:

| Fsus C Gm7 C7 | Country

| Fsus Fm7 C#7 C7 | Jazz

| Fsus Bb Fsus F7 | Groove

F# Gbsus4

[JUMP TO CONTENTS PAGE](#)


Variation 1



Variation 2



Variation 3



CHORD PROGRESSION SUGGESTIONS:

| Bbm7 Abm7 Gbsus Gb | Rock


| Gbsus Absus Db | Rock

| F#sus B7 Emaj7 | Jazz


Gsus4

[JUMP TO CONTENTS PAGE](#)


Variation 1



Variation 2



Variation 3



CHORD PROGRESSION SUGGESTIONS:

| D7 Gsus G7 Cmaj7 | Jazz


| Gsus Csus Bbsus Ebsus | Cycle of 4ths

| Dsus Dm7 Csus C Gsus Gm | rock

G# Absus4

[JUMP TO CONTENTS PAGE](#)

Variation 1



Variation 2



Variation 3



CHORD PROGRESSION SUGGESTIONS:

| Bbm Absus Ab Gb F | Rock

| Absus Bbm Absus Bbm | pop

| Absus Eb7 Absus Eb7 Bbsus F7 Bbsus F7 | Pop